

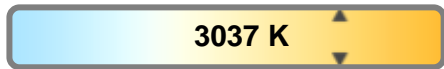
Light efficiency:



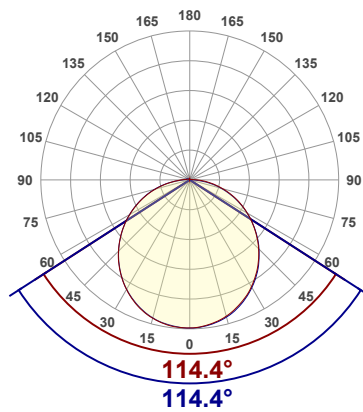
Light quality:



Color temperature:



**Output: 361 Lumen**



Product name:

**TOOL 67 SIDE BEND-3000K-10Wm-500mm**

Date and time:

**06/07/2026 11:04:10**

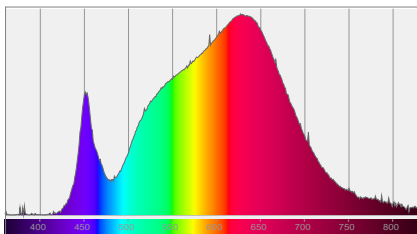
Power consumption:

Power	Power factor
<b>5.0 W</b>	<b>1.0</b>
Voltage ( Vcc )	Current
<b>24.0 V</b>	<b>0.209 A</b>

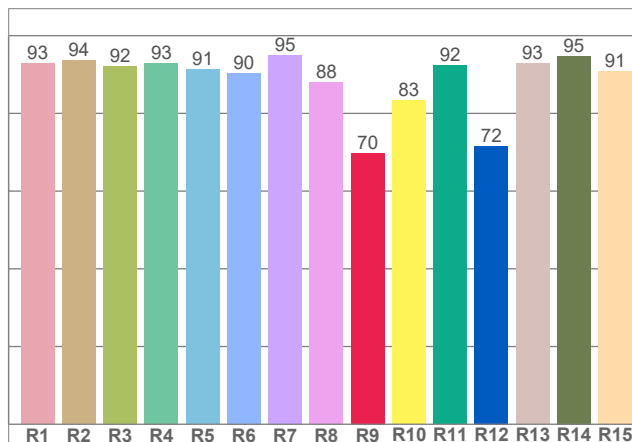
**TM-30 details**

**Rf 90.5**  
Fidelity index Rf

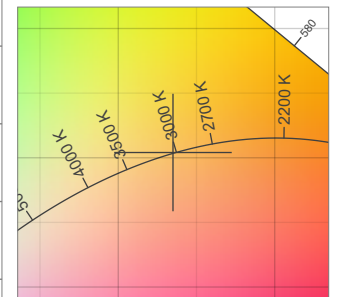
**Rg 101.2**  
Gamut index Rg



Spectral distribution



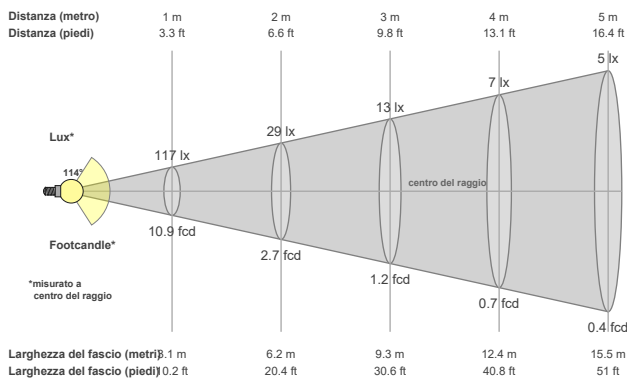
CRI R values



White color point

Color temperature	Color rendering index	Red component	Color fidelity	Color gamut	Color quality scale	Color coordinate cie 1931	Color coordinate cie 1931	Color coordinate	Color coordinate	Color deviation from black body
CCT	CRI	CRI R9	TM30 Rf	TM30 Rg	CQS	x	y	u	v	Δuv
<b>3037 K</b>	<b>92.1</b>	<b>69.8</b>	<b>90.5</b>	<b>101.2</b>	<b>89.7</b>	<b>0.435</b>	<b>0.404</b>	<b>0.249</b>	<b>0.347</b>	<b>0.0003</b>

**Beam details**



**Beam angles**

Beam angle 50%	Field angle 10%	Cutoff angle 2,5%
<b>114.5°</b>	<b>169.3°</b>	<b>190.7°</b>

**Beam intensities**

Peak intensity	Int. ratio in 120° cone	Int. ratio in 90° cone
<b>118 cd</b>	<b>73.9%</b>	<b>50.0%</b>

**Beam intensities from 1-20m**

1m	2m	3m	4m	5m	6m	7m	8m	9m	10m	11m	12m	13m	14m	15m	16m	17m	18m	19m	20m
3.3ft	6.6ft	9.8ft	13.1ft	16.4ft	19.7ft	23ft	26.2ft	29.5ft	32.8ft	36.1ft	39.4ft	42.7ft	45.9ft	49.2ft	52.5ft	55.8ft	59.1ft	62.3ft	65.6ft
117lx	29lx	13lx	7lx	5lx	3lx	2lx	2lx	1lx	1lx	1lx	1lx	1lx	1lx	1lx	0lx	0lx	0lx	0lx	0lx
10.9fcd	2.7fcd	1.2fcd	0.7fcd	0.4fcd	0.3fcd	0.2fcd	0.2fcd	0.1fcd	0.1fcd	0.1fcd	0.1fcd	0.1fcd	0.1fcd	0fcd	0fcd	0fcd	0fcd	0fcd	0fcd